
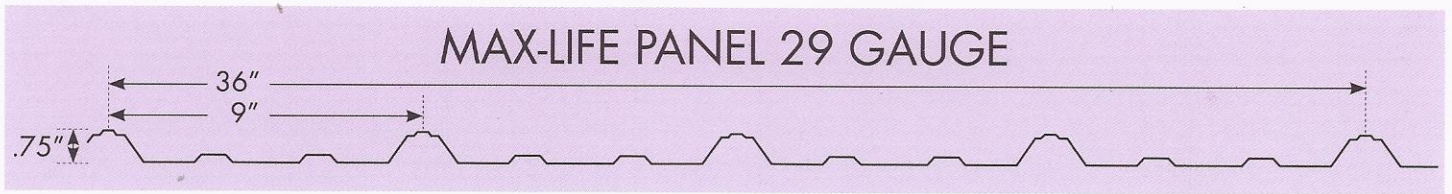


29 GA. MAX-LIFE ES COLOR CHART

Call your Sales Rep. for color selection & availability on other profiles



WHITE



TAN



LIGHTSTONE



*BLACK



*COPPER PENNY



SKY BLUE



GALLERY BLUE



*FOREST GREEN



*BROWN



*TERRA COTTA



*CRIMSON



BARN RED



*BURGUNDY



ASH GRAY




CLAY



*CHARCOAL



*BURNISHED SLATE



ACRYLUME



AkzoNobel

Tomorrow's Answers Today

* Available in 26 Ga. MAX-LOC (SMP)

All colors meet Energy Star solar reflectance requirements.

Color choices shown are close representations and may vary from actual product. Please make final selections from sample color chips.



Providing 4-Star Service:

- ★ Quality products
- ★ Accurate order handling
- ★ Fast, reliable delivery
- ★ Competitive pricing

www.wvmetal.com

